

Detail & Submittal Sheet

Construction Specifications:


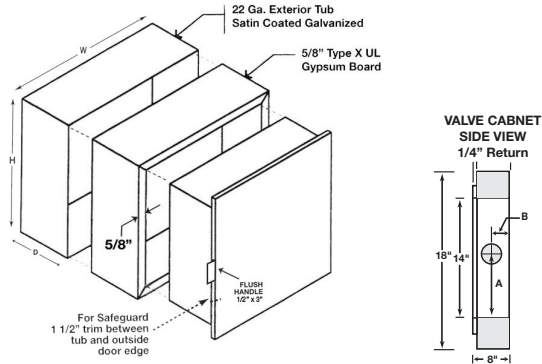
- 1/2" turnback w/adjustable angles
- Full length piano hinge
- Full glass door (26" x 26" glass size)
- White or grey baked enamel
- Universal knockout locations (20" & 23")
- Options: full metal, vertical duo, 304 stainless steel, red finish, galvanized w/vinyl etch primer & finish coat

Project: _____
 Specification Reference: _____
 Model Number: _____ Quantity: _____
 Architect: _____
 Contractor: _____
 Distributor: _____
 Approved By: _____
 Date: _____

SPECIFICATION PROCESS: Follow the steps below to specify your cabinet.
 Options at additional cost.

- STEP 1: EXTINGUISHER SIZE:**
 5 - 5 lb. 1 - 10 lb. 2 - 20 lb.
- STEP 2: CABINET STYLE:**
 0 - Surface Mounted (S)
 1 - Semi-Recessed (SR)
 2 - Fully-Recessed (FR)
- STEP 3: DOOR STYLE:**
 6 - Full Glass (FG)
 7 - Full Metal (FM)
- STEP 4: SERIES:**
 VC - Valve Cabinet
 VEC - Extinguisher & Valve Cabinet
- STEP 5: CABINET TYPE:**
 SG - **SAFEGUARD** - Fire Rated
- STEP 6: FINISH OPTIONS:**
 SSF - Stainless Steel Front
 FSS - Full Stainless Steel
 RD - Red Coated (VC-Standard)
- STEP 7: HANDLE OPTIONS:**
 008 - Safety Break Lock
- STEP 8: GLAZING:**
 G11 - Clear Acrylic (Standard)
 G12 - Clear Tempered Glass
- STEP 9: LETTERING:**
 007 - Decal "Fire Department Valve"

Safeguard fire rated assembly



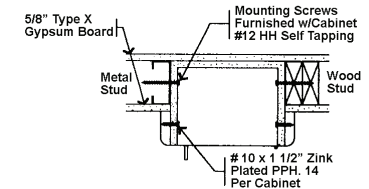
VC-SN



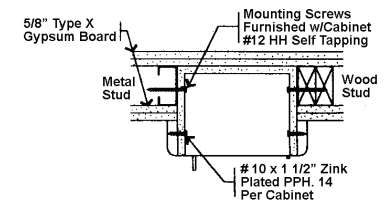
26-VC

SAFEGUARD Valve Knockout Drilling: No knockouts are provided with Safeguard Valve Cabinets. Find the exact location of the pipe(s) which enter the cabinet and mark the cabinet tub appropriately. Both outside and inside tubs and insulation material must be completely open to receive pipe(s).

SAFEGUARD Typical Semi-Recessed Fire Rated Installation ONE HOUR FIRE WALL SYSTEM



TWO HOUR FIRE WALL SYSTEM



UL Classified 5/8" Type X gypsum board inserted in the cavity between the two layers. Warnock Hersey has approved the Safeguard Cabinets to be mounted in any face of fire rated steel or wood stud for up to 2 hour rated walls without affecting its fire rating. The above meets the requirement test ASTM-E119-98 with test report WHI-495-1534. MOUNTING INSTRUCTIONS are supplied with each safeguard cabinet.

✓	Mod. #	Interior Tub Size			Overall Outside Trim		Rough Opening			Turnback	SAFEGUARD Rough Opening			SAFEGUARD Turnback		Knockout Location		Angle Valve
		W	H	D	W	H	W	H	D		W	H	D	A	B	Lbs		
Valve Cabinet Surface																		
	06-VC	18"	18"	8"	22"	22"	-	-	-	-	-	-	-	-	-	9"	4"	1 1/2 - 2 1/2
	07-VC	18"	18"	8"	22"	22"	-	-	-	-	-	-	-	-	-	9"	4"	1 1/2 - 2 1/2
Valve Cabinet Fully-Recessed																		
	26-VC	18"	18"	8"	22"	22"	18 1/4"	18 1/4"	7 3/4"	1/4"	19 5/16"	19 5/16"	8 1/2"	1/4"	9"	4"	1 1/2 - 2 1/2	
	27-VC	18"	18"	8"	22"	22"	18 1/4"	18 1/4"	7 3/4"	1/4"	19 5/16"	19 5/16"	8 1/2"	1/4"	9"	4"	1 1/2 - 2 1/2	
Sonoma Valve Cabinet																		
	VC-SN	18"	18"	8"	20 3/4"	20 3/4"	19 1/4"	18 1/4"	8"	trimless	20"	20"	9"	9"	4"	2 1/2"	2 1/2"	