

Detail & Submittal Sheet

Project: _____
 Specification Reference: _____
 Model Number: _____ Quantity: _____
 Architect: _____
 Contractor: _____
 Distributor: _____
 Approved By: _____
 Date: _____

Construction Specifications:

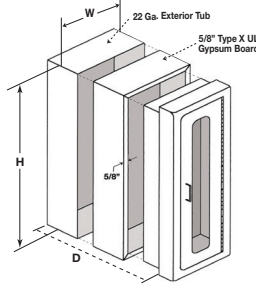
ELITE (EL) Safeguard fire rated cabinet fronts are 16 gauge cold rolled steel with 22 gauge cold rolled steel tubs. Fronts are baked white enamel over rust inhibiting phosphate treated steel. Stainless steel fronts with concealed SOSS hinges for aesthetically smooth appearance. All cabinets come standard with chrome D handles and clear acrylic glazing.

To comply with ADA Guidelines, Extinguishers and Cabinets offer handles, brackets and turnbacks according to instructions provided by installer. For ADA compliance follow the specification ordering process dimensions in our catalog. Proper installation in accordance with the ADA Guidelines is the sole responsibility of the installer. For more information please visit the Accessibility Guidelines for Buildings and Facilities website or call them at 1-800-872-2253.

SPECIFICATION PROCESS: Follow the steps below to specify your cabinet. Options at additional cost.

- STEP 1: EXTINGUISHER SIZE:**
 5 - 5 lb. 1 - 10 lb. 2 - 20 lb.
- STEP 2: CABINET STYLE:**
 0 - Surface Mounted (S)
 1 - Semi-Recessed (SR)
 2 - Fully-Recessed (FR)
- STEP 3: DOOR STYLE:**
 6 - Full Glass (FG)
 7 - Full Metal (FM)
 8 - Vertical Duo (VD)
 9 - Center Duo (CD)
 10 - Horizontal Duo (HD)
- STEP 4: SERIES:**
 EL-RS - Elite Radius Turnback
 EL-SQ - Elite Square Turnback
- STEP 5: CABINET TYPE:**
SG - SAFEGUARD - Fire Rated
- STEP 6: FINISH OPTIONS:**
 SSF - Stainless Steel Front
- FSS** - Full Stainless Steel
 RD - Red Coated
 RS - Radius Turnback
 SQ - Square Turnback (standard)
- STEP 7: HANDLE/ ACCESSORY OPTIONS:**
 008 - Safety Break Lock
 010 - Alum. Die Cast Red "Fire" Handle
 012 - ADA Handle
- STEP 8: GLAZING:**
 G11 - Clear Acrylic (Standard)
 G12 - Clear Tempered Glass
- STEP 9: LETTERING:**
 002 - Decal "Pull Firmly" *R only*
 003 - Decal "Fire Ext." Sm Vert *R/B*
 004 - Decal "Fire Ext." Lrg Vert *R/B*
 005 - Decal "Fire Ext." Horiz *R/B*

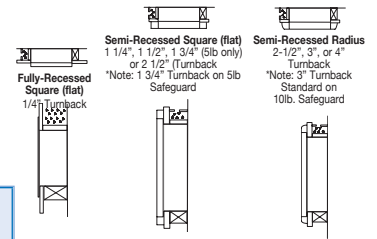
Safeguard fire rated assembly



217-EL w/004 decal (sold separately)



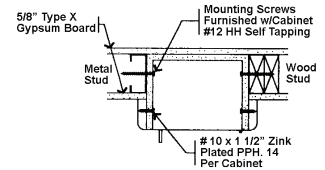
Installation Options:



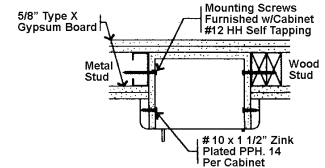
SAFEGUARD

Typical Semi-Recessed Fire Rated Installation

ONE HOUR FIRE WALL SYSTEM



TWO HOUR FIRE WALL SYSTEM



WARNOCK HERSEY LISTED UL Classified 5/8" Type X gypsum board inserted in the cavity between the two layers. Warnock Hersey has approved the Safeguard Cabinets to be mounted in any face of fire rated steel or wood stud for up to 2 hour rated walls without affecting its fire rating. The above meets the requirement test ASTM-E119-98 with test report WHI-495-1534. **MOUNTING INSTRUCTIONS** are supplied with each Safeguard cabinet.

✓	Mod. #	Interior Tub Size			Overall Outside Trim		SAFEGUARD Rough Opening			SAFEGUARD Turnback	Accom. Ext Size
		W	H	D	W	H	W	H	D	Lbs.	
Semi-Recessed											
	516-EL-SQ-SG	8"	17"	5"	10 3/4"	19 3/4"	10"	19"	4 1/2"	1 3/4"	5
	517-EL-SQ-SG	8"	17"	5"	10 3/4"	19 3/4"	10"	19"	4 1/2"	1 3/4"	5
	518-EL-SQ-SG	8"	17"	5"	10 3/4"	19 3/4"	10"	19"	4 1/2"	1 3/4"	5
	116-EL-RS-SG	9 1/2"	24"	6"	13 1/2"	28 1/2"	11 1/4"	25 3/4"	4 1/2"	3"	10
	117-EL-RS-SG	9 1/2"	24"	6"	13 1/2"	28 1/2"	11 1/4"	25 3/4"	4 1/2"	3"	10
	118-EL-RS-SG	9 1/2"	24"	6"	13 1/2"	28 1/2"	11 1/4"	25 3/4"	4 1/2"	3"	10
	216-EL-RS-SG	12"	27"	8"	16"	31"	14"	29"	5"	4"	20
	217-EL-RS-SG	12"	27"	8"	16"	31"	14"	29"	5"	4"	20
	218-EL-RS-SG	12"	27"	8"	16"	31"	14"	29"	5"	4"	20
Fully-Recessed											
	526-EL-SQ-SG	8"	17"	5"	12"	21"	10"	19"	6"	1/4"	5
	527-EL-SQ-SG	8"	17"	5"	12"	21"	10"	19"	6"	1/4"	5
	528-EL-SQ-SG	8"	17"	5"	12"	21"	10"	19"	6"	1/4"	5
	126-EL-SQ-SG	9 1/2"	24"	6"	13 1/2"	28 1/2"	11 1/2"	25 3/4"	6 3/4"	1/4"	10
	127-EL-SQ-SG	9 1/2"	24"	6"	13 1/2"	28 1/2"	11 1/2"	25 3/4"	6 3/4"	1/4"	10
	128-EL-SQ-SG	9 1/2"	24"	6"	13 1/2"	28 1/2"	11 1/2"	25 3/4"	6 3/4"	1/4"	10
	226-EL-SQ-SG	12"	27"	8"	16"	31"	14"	29 1/8"	8 3/4"	1/4"	20
	227-EL-SQ-SG	12"	27"	8"	16"	31"	14"	29 1/8"	8 3/4"	1/4"	20
	228-EL-SQ-SG	12"	27"	8"	16"	31"	14"	29 1/8"	8 3/4"	1/4"	20