

# Strike First Corporation of America

## AC-ALUMINUM Series APEX and SAFEGUARD Extinguisher Cabinets

### Detail & Submittal Sheet

ALUMINUM Series cabinets are constructed of clear coated .063 thick aluminum. Radius return trim edge is rolled and polished to a smooth finish. All cabinets come standard with steel tubs, chrome steel handles and clear acrylic glazing. Full aluminum cabinets are available as a finish option.

Project: \_\_\_\_\_

Specification Reference: \_\_\_\_\_

Model Number: \_\_\_\_\_ Quantity: \_\_\_\_\_

Architect: \_\_\_\_\_


Contractor: \_\_\_\_\_

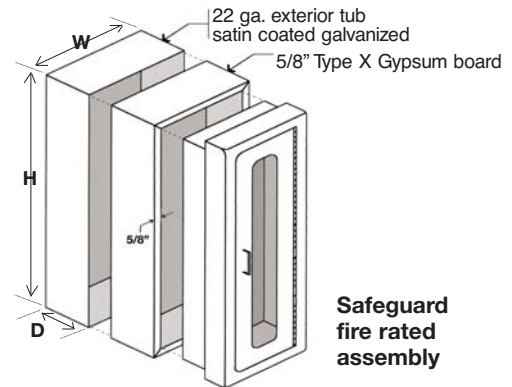
Distributor: \_\_\_\_\_

Approved By: \_\_\_\_\_

Date: \_\_\_\_\_

**SPECIFICATION PROCESS:** Follow the steps below to specify your cabinet.

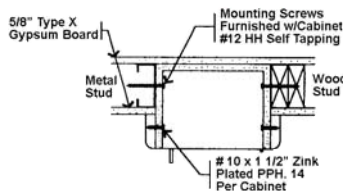
- STEP 1: SERIES:**  
 **A - APEX** - Non-Fire Rated  
 **S - SAFEGUARD** - Fire Rated
- STEP 2: EXTINGUISHER SIZE:**  
 **1** - 10 lb.     **2** - 20 lb.
- STEP 3: CABINET STYLE:**  
 **0** - Surface Mounted (**S**)  
 **1** - Semi-Recessed (**SR**)  
 **2** - Fully-Recessed (**FR**)
- STEP 4: DOOR STYLE:**  
 **6** - Full Glass (**FG**)  
 **7** - Full Metal (**FM**)  
 **8** - Vertical Duo (**VD**)  
 **9** - Center Duo (**CD**)  
 **10** - Horizontal Duo (**HD**)
- STEP 5: CABINET TYPE:**  
 **AC** - Aluminum Cabinet  
 **BC** - Bubble Cabinet
- STEP 6: FINISH OPTIONS:**  
 **AL** - Aluminum Front  
 **FAL** - Full Aluminum
- STEP 7: HANDLE OPTIONS:**  
 **008** - Safety Break Lock  
 **009** - Center Duo Safety Lock  
 **010** - Alum. Die Cast Red "Fire" Handle  
 **012** - ADA Handle 
- STEP 8: GLAZING:**  
 **G10** - Double Strength Glass  
 **G11** - Clear Acrylic (standard)  
 **G12** - Clear Tempered Glass  
 **G13** - Single Strength Glass
- STEP 9: LETTERING:**  
 **002** - Decal "Pull Firmly" *R only*  
 **004** - Decal "Fire Ext." Lrg Vert *R/B*  
 **005** - Decal "Fire Ext." Sm Horiz *R/B*  
 **006** - Decal "Fire Ext." Lrg Horiz *R/B*



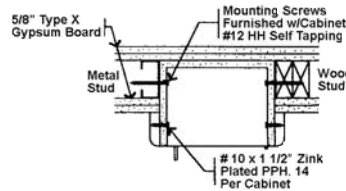
#### SAFEGUARD

Typical Semi-Recessed Fire Rated Installation

##### ONE HOUR FIRE WALL SYSTEM



##### TWO HOUR FIRE WALL SYSTEM



UL Classified 5/8" Type X gypsum board inserted in the cavity between the two layers. Warnock Hersey has approved the Safeguard Cabinets to be mounted in any face of fire rated steel or wood stud for up to 2 hour rated walls without affecting its fire rating. The above meets the requirement test ASTM-E119-98 with test report WHI-495-1534. MOUNTING INSTRUCTIONS are supplied with each Safeguard cabinet.

✓	Mod. #	Interior Tub Size			Overall Outside Trim		APEX Rough Opening			APEX Trim Style	SAFEGUARD Rough Opening			SAFEGUARD Trim Style	Accom. Ext Size
		W	H	D	W	H	W	H	D		W	H	D		Lbs.
<b>Surface Mounted</b>															
	106-AC	9 1/2"	23 3/4"	6"	10"	24 1/2"	-	-	-	-	-	-	-	-	10
	107-AC	9 1/2"	23 3/4"	6"	10"	24 1/2"	-	-	-	-	-	-	-	-	10
	108-AC	9 1/2"	23 3/4"	6"	10"	24 1/2"	-	-	-	-	-	-	-	-	10
	206-AC	12"	27"	8"	12 1/2"	27 1/2"	-	-	-	-	-	-	-	-	20
	207-AC	12"	27"	8"	12 1/2"	27 1/2"	-	-	-	-	-	-	-	-	20
	208-AC	12"	27"	8"	12 1/2"	27 1/2"	-	-	-	-	-	-	-	-	20
<b>Semi-Recessed</b>															
	116-AC	9 1/2"	24"	6"	13 1/2"	28 1/2"	9 3/4"	24 1/4"	3 1/2"	2 1/2"	11 1/4"	25 3/4"	3 3/4"	3"	10
	117-AC	9 1/2"	24"	6"	13 1/2"	28 1/2"	9 3/4"	24 1/4"	3 1/2"	2 1/2"	11 1/4"	25 3/4"	3 3/4"	3"	10
	118-AC	9 1/2"	24"	6"	13 1/2"	28 1/2"	9 3/4"	24 1/4"	3 1/2"	2 1/2"	11 1/4"	25 3/4"	3 3/4"	3"	10
	216-AC	12"	27"	8"	16"	31"	12 1/4"	27 1/4"	5"	3"	13 1/2"	28 3/4"	4 3/4"	4"	20
	217-AC	12"	27"	8"	16"	31"	12 1/4"	27 1/4"	5"	3"	13 1/2"	28 3/4"	4 3/4"	4"	20
	218-AC	12"	27"	8"	16"	31"	12 1/4"	27 1/4"	5"	3"	13 1/2"	28 3/4"	4 3/4"	4"	20
<b>Fully-Recessed</b>															
	126-AC	9 1/2"	24"	6"	14"	28 1/2"	9 3/4"	24 1/4"	5 3/4"	1/4"	11 1/4"	25 3/4"	6 1/2"	1/4"	10
	127-AC	9 1/2"	24"	6"	14"	28 1/2"	9 3/4"	24 1/4"	5 3/4"	1/4"	11 1/4"	25 3/4"	6 1/2"	1/4"	10
	128-AC	9 1/2"	24"	6"	14"	28 1/2"	9 3/4"	24 1/4"	5 3/4"	1/4"	11 1/4"	25 3/4"	6 1/2"	1/4"	10
	226-AC	12"	27"	8"	16"	31"	12 1/4"	27 1/4"	7 3/4"	1/4"	13 1/2"	28 3/4"	8 1/2"	1/4"	20
	227-AC	12"	27"	8"	16"	31"	12 1/4"	27 1/4"	7 3/4"	1/4"	13 1/2"	28 3/4"	8 1/2"	1/4"	20
	228-AC	12"	27"	8"	16"	31"	12 1/4"	27 1/4"	7 3/4"	1/4"	13 1/2"	28 3/4"	8 1/2"	1/4"	20